

**PLATES**

**Conservation Mission 2  
25 May – 3 June 2012**



1: Work in the studio, the premises of the Tigray Culture and Tourism Agency



2-5: Repairing parchment leaves





6: D. Nosnitsin, N. Sarris inspecting MS UM-39



7: Boggalä Täsämma with improvised humidifier



8-10: Repairing the leaves of MS UM-39





11: The old sewing of MS UM-39, thread of animal origin



12: View of the studio



13: Work on the textblock of MS UM-39




14: Work on the textblock of MS UM-39



15: Old repair of parchment (made before writing)



16: The only preserved (back) board of MS UM-39



17-19: A guard quire of MS UM-39 stretched, humidified





20: Condition of a parchment leaf of MS UM-39



21-22: Resewing MS UM-39, attaching new boards







22-25: Resewing MS UM-39, attaching new boards



26-28: Resewing MS UM-39, attaching new boards





29-31: Resewing MS UM-39, attaching new boards



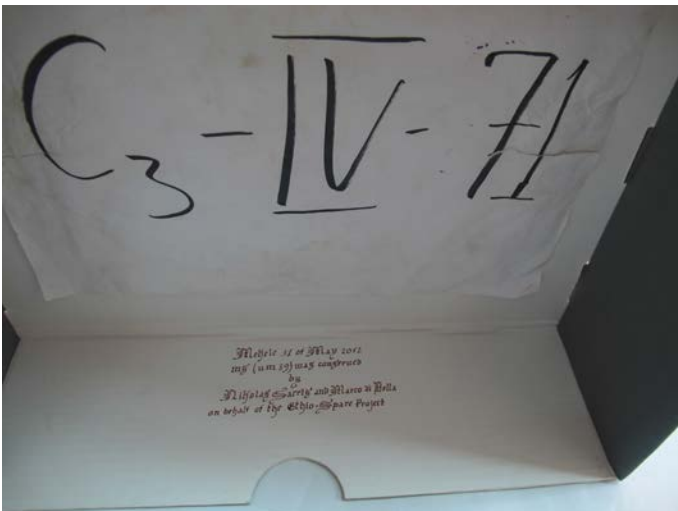
32-34: Resewing MS UM-39, attaching new boards



35-37: Resewing MS UM-39, attaching new boards




38-42: Preparation of a special archival box



43-45: Remains of the original sewing and the survived back board, placed in the archival box



46-49: MS UM-39 after the work is completed







50-54: MS UM-39 after the work is completed



55-58: MS UM-39 after the work is completed



59-61: MS UM-39 after the work is completed





62: MS UM-39 after the work is completed



63: N. Sarris, M. Di Bella with the representative of the community of 'Ura Qirqos holding MS UM-39



64: Representative of the community of 'Ura Qirqos with MS UM-39, ready to return home