



PLATES

Conservation Mission 5
21 May – 9 June 2014

1-4: Further work on the leaves of MS UM-18



5-8: Further work on the leaves of MS UM-18



9-12: Further work on the leaves of MS UM-18



13-16: Further work on the leaves of MS UM-18




17-20: Further work on the leaves of MS UM-18



21-25: Further work on the leaves of MS UM-18



26-30: Further work on the leaves of MS UM-18



31-34: Further work on the leaves of MS UM-18



35-39: Further work on the leaves of MS UM-18



40-43: Further work on the leaves of MS UM-18



44-47: Further work on the leaves of MS UM-18



48-51: Further work on the leaves of MS UM-18



52-55: Further work on the leaves of MS UM-18



56-59: Further work on the leaves of MS UM-18






60-61: Further work on the leaves of MS UM-18



62: Improvised device for preparing the glue



63-68: Repairing the original back board of MS UM-18



69-74: Repairing the original back board of MS UM-18



75-80: Repairing the original back board of MS UM-18



81-86: Repairing the original back board of MS UM-18




87-93: Repairing the original back board of MS UM-18




94-98: Mounting the spine protection patch upon the back board



99-104: Reassembling the textblock




105-110: Reassembling the textblock



111-116: Reassembling the textblock



117-122: Reassembling the textblock




123-128: Reassembling the textblock



129-134: Reassembling the textblock



135-140: Reassembling the textblock



141-146: Reassembling the textblock



147-152: Reassembling the textblock



153-158: Reassembling the textblock




159-164: Reassembling the textblock





165-170: Reassembling the textblock



171-177: Reassembling the textblock




178-183: Reassembling the textblock




184-189: Reassembling the textblock



190-195: Reassembling the textblock



196-201: Reassembling the textblock



202-207: Reassembling the textblock





208-213: Reassembling the textblock



214-219: Reassembling the textblock



220-225: Reassembling the textblock



226-231: Reassembling the textblock



232-233: Reassembling the textblock



234-237: Mounting the guarding quire on the textblock



238-243: Mounting the guarding quire on the textblock



244-249: Mounting the guarding quire on the textblock



250-255: Mounting the guarding quire on the textblock



256-261: Mounting the guarding quire on the textblock



262-264 (Above and left): Mounting the guarding quire on the textblock




265-266: The textblock reassembled, resewn



267-273: Matching and fixing the newly made front board



274-279: Matching and fixing the newly made front board



280-286: Matching and fixing the newly made front board




287-292: Matching and fixing the newly made front board




293-298: Matching and fixing the newly made front board



299-304: Matching and fixing the newly made front board



305-310: Matching and fixing the newly made front board



311-316: Matching and fixing the newly made front board



317-322: Matching and fixing the newly made front board



323-328: Matching and fixing the newly made front board



329-333: Matching and fixing the newly made front board



334: The conservation work has been completed



335-341: MS UM-18 after the conservation work





342-348: MS UM-18 after the conservation work





349-354: MS UM-18 after the conservation work



355 (left): MS UM-18 after the conservation work



356-359: Adjusting the individual archival box for MS UM-018



360-364: The archival box is ready; the remains of the old sewing are accommodated inside



365-369: The archival box is ready; the remains of the old sewing are accommodated inside

370: The manuscript placed in the archival box, closed





371-374: The manuscript placed in the archival box, closed

375: The group inspecting the last leaf of the manuscript found later, brought by the priests

376: Treatment of the last leaf, its insertion into the textblock



377-382: Treatment of the last leaf, its insertion into the text-block



383-384: Treatment of the last leaf, its insertion into the textblock

385-388: Spectrometry of the inks of MS UM-18 by I. Rabin, assisted by M. Di Bella, N. Sarris



389-391: The last inspection of MS UM-18 by A. Bausi, S. Dege-Müller, M. Di Bella, N. Sarris, A. Brita, the representative of the local church administration

